



Web app guide for Real Estate Developers.

© Direct Mortgage Capital AS, 2017

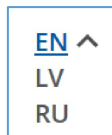


Contents

The purpose of this document.....	2
Start	3
Logging as Real Estate company	4
Referring a new customer.....	5
Client and statistics list	6
Our contacts	8

The purpose of this document

This user guide is intended for real estate developers (to invite potential mortgage borrower to apply for loan at property available for sale).

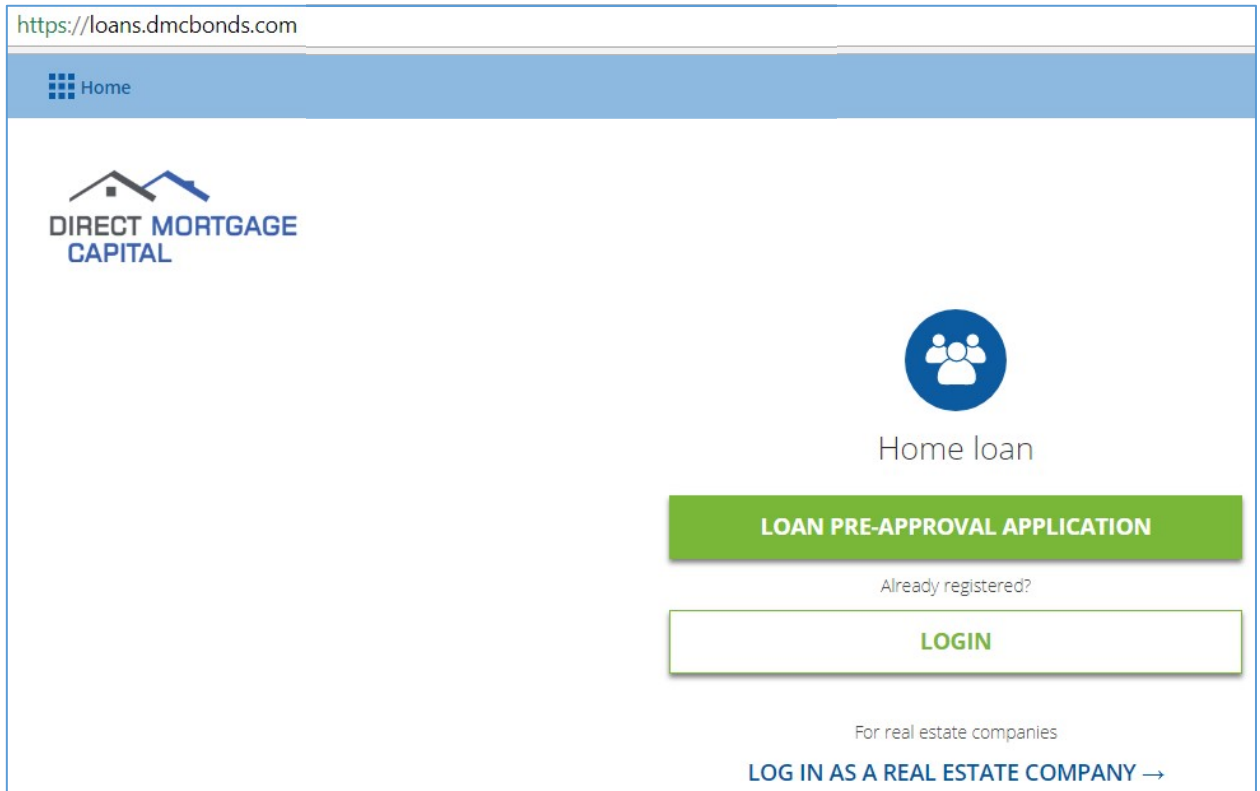


You can use application in every of these languages: . Use this menu (on the right side of application interface screen) to switch the interface language to option that suits you better.

Application have been tested with the latest versions of Google Chrome and Microsoft Edge Browsers. Application is designed for use with Mobile devices also.

Start

To start application, use <https://loans.dmc bonds.com> link with Internet browser. System should load start screen:



There are 3 options in the start screen:

- Create **Loan pre-approval application** and submit it (initialize pre-approval), using *step by step* wizard for new Customer/Borrower.
- **Login** as a Customer/Borrower, if user account had been created previously.
- **Log in as a real estate company**.

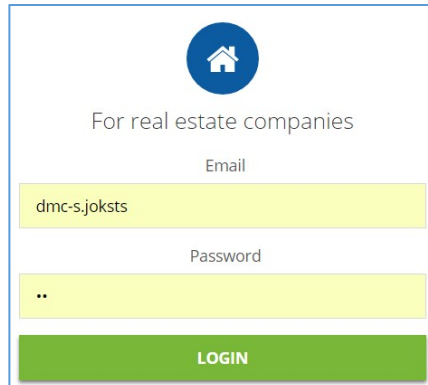
Note:



Clicking DMC logo, hyperlink redirects you to start page, if you are not logged in. If you are logged in, hyperlink redirects you to your dashboard.

Logging as Real Estate company

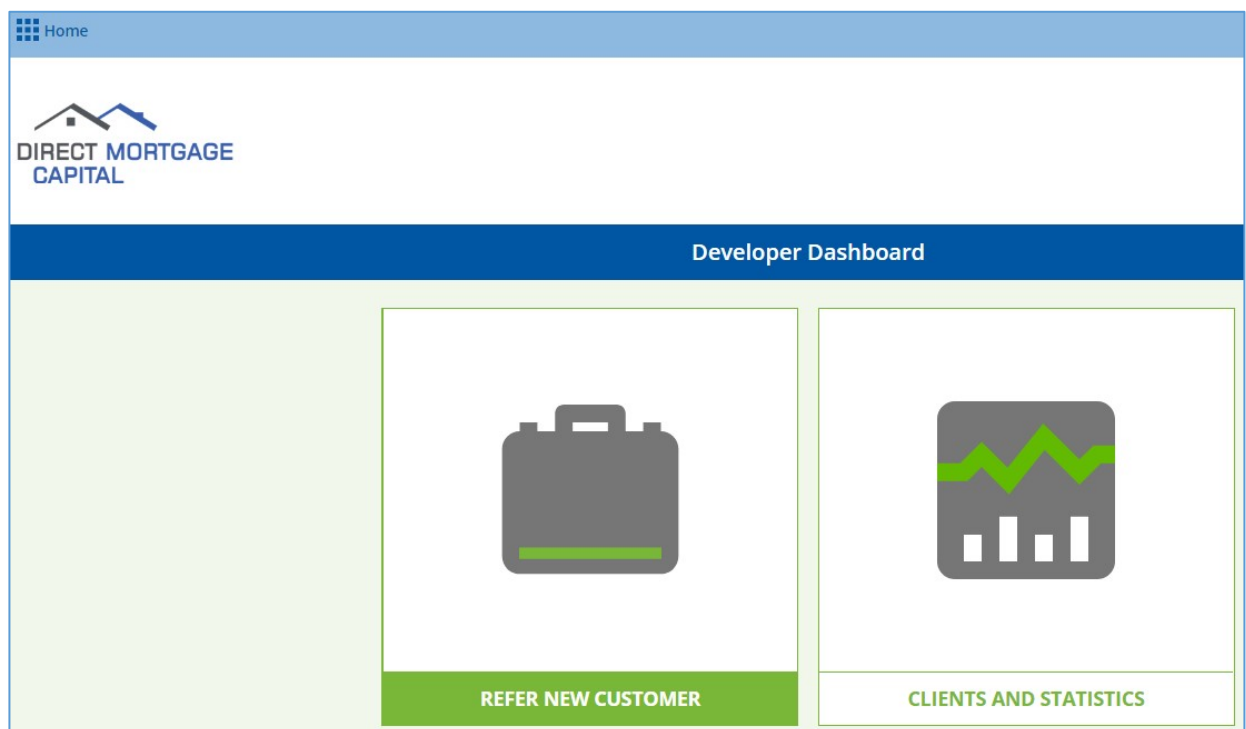
If to choose this option, form like for **Login** option displays.



The login form is titled "For real estate companies" and features a house icon. It includes an "Email" field with the text "dmc-sjoksts", a "Password" field with two dots, and a green "LOGIN" button.

Enter your User name and Password assigned by DMC (as real estate developer) and once logged in, you will land on the **Dashboard Page**.

Note: Username and password are created and managed by DMC Support only.



There are 2 options; either **Refer a New Customer** or review your existing **Clients and Statistics**.

Note: You can return to Dashboard by clicking on Direct Mortgage Capital image.

Referring a new customer

To send an invitation to the web app for a Pre-Approval, you must enter First name, Last name, Email, Phone number and select Property from the drop-down list for the customer seeking a pre-approval. You can invite customer, using e-mail and/or SMS:

First name	
Kaija	
Last name	
Sjomkāne	
Phone	
+371	29175462
Email	
k.sjomkane@dmcbonds.com	
Property	
S.Family Detached, 102548 EUR on Briež...	
<input checked="" type="checkbox"/>	Invite by e-mail
<input checked="" type="checkbox"/>	Invite by SMS
INVITE NEW CUSTOMER	

DMC will load all the information about partners' offers for using in the web app, so that property list will be displayed in drop-down box, if you prefer. Otherwise you can invite customer without indicating to any property. Then customer can enter information regarding property, he/she has found via other information channels.

Once the information is entered, just click **Invite new customer** button on the bottom of the page, to send the invitation. The Customer will receive an email and/or a short text message with a link attached to direct him to the loan pre-approval application first step (prefilled, if property of invitation has been selected by developer).

Hello Kaija Sjomkāne,

Sandijs Joksts has invited You to get Pre-Approval at Direct Mortgage Capital JSC.

Please join to the DMC by clicking on this link <http://dmc-3.c4.lv/referral-confirm-invitation?token=3121fe8b0ed8a6c3140bf5d52c023ca789b191f6>

If You have any question pls contact as at our website (see bellow).

Thank You!

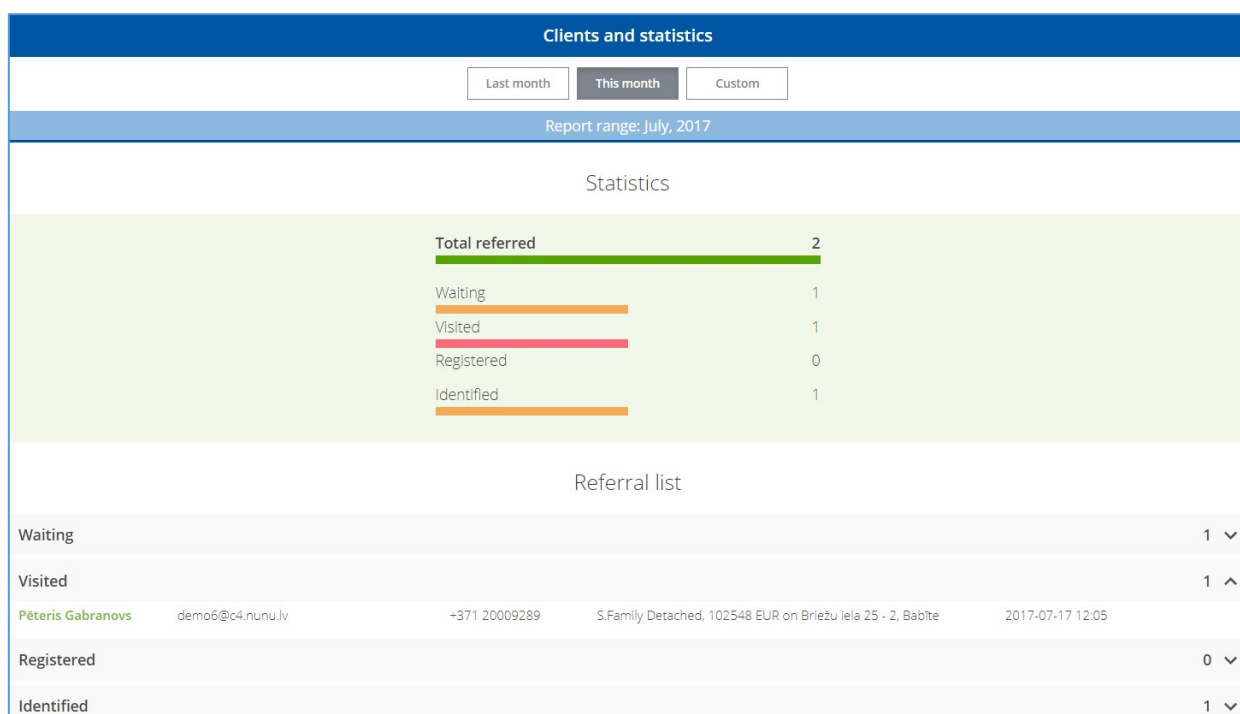
Direct Mortgage Capital JSC
www.dmcbonds.com

Notes: List of properties can be changed by DMC support only. Please, look at page of contacts!

If Customer/Borrower is not sure about property, he/she will be able to choose several options – enter data of several properties by him/herself as well (manually), creating several applications.

Client and statistics list

You can review invitation(s) sent by you and learn about the status of them - view your referral activity.




There are three buttons at the top of page to set the data range you want to review;

1. Last Month,
2. This Month,
3. Custom.

The **Custom** button allows you to select a Year and Month to see statistics on.

The next section is called **Statistics** and presents a bar graph with the following information:

- Total Referrals – the total number of referral invitation you have sent for the period selected.
- Waiting – the number of referrals sent, but the link not opened by the Customer.
- Visited – number of links, that are opened by referred Customers.
- Registered – number of Customers, who have opened the link and registered an account for loan pre-approval web site.
- Identified – This is the number of customers that have been authenticated at our web app, using their Internet bank login from and data transfer from our vendors have been initiated. So, they are eligible for a preliminary credit decision.

Below the Statistics section is a **Referral List** with a button  on the right side of the page for each title. When clicked on checkmark, the detailed listing of the Customers (creating the total number reported in the **Statics** section above) displays. If the referred customer performs no activities (status *waiting*), you can resend invitation her/him, using button **Reinvite** at the end of line (only for this status):

Referral list					
Waiting	1 ▲				
Kaija Sjomkāne	k.sjomkane@dmc bonds.com	+371 29175462	2017-07-31 15:07		REINVITE

Form (like invitation form) opens. You can change channel used for invitation or use the same or both options for referring customer.

Reinvite

First name

Kaija

Last name

Sjomkāne

Phone

+371

29175462

Email

k.sjomkane@dmcbonds.com

Property

☒ Invite by e-mail

☐ Invite by SMS

REINVITE

Our contacts

Address: Pulkveža Brieža 15, 5.flour,

Rīga, LV-1010

Phone number: +371 67869512

Email: support@dmcbonds.com

